


DOMINO









ATTESA




CARATTERISTICHE TECNICHE

technical features
caractéristiques techniques
ficha tecnica

	IT	EN	FR	ES
SEDILE seat assise asiento	Legno multistrato pressato	Plywood	Panneau contreplaqué'	Madera contrachapada prensada
SCHIENALE backrest dossier respaldo	Legno multistrato pressato	Plywood	Panneau contreplaqué'	Madera contrachapada prensada
SUPPORTO SCHIENALE backrest support support dossier soporte del respaldo	In acciaio FE510 spessore 4 mm verniciato antracite	Steel FE510 4 mm thick, charcoal painted	Acier FE510 4 mm d'épaisseur, peint anthracite	Acero FE510 , 4 mm de espesor pintado antracita
IMBOTTITURA padding rembourrage acolchado	Poliuretano espanso flessibile sagomato densita' 40-25 rc	Flexible, shaped polyurethane foam, density 40-25 rc	Mousse de polyuréthane façonnée haute-résilience densité 40-25 rc	Espuma de poliuretano perfilada densidad 40-25 rc
PIANI IN NOBILITATO MCF tops plateau Melamine plan de melamina	Rettangolare l.30 x p.61. Quadro l.61 x p.61. Angolo a 60 gradi. Angolo a 90 Gradi. Spessore 18 mm colore antracite.	Rectangle W 30 D 61. Square W 61 D 61. 60° angle. 90° angle. 18 mm thick, Charcoal color.	Rectangle L30 P61. Carré L61 P61. angle 60°. angle 90°. épaisseur 18 mm, col. Anthracite.	Rectángulo 30x61. Cuadrado 61x61. ángulo 60°. ángulo 90°. espesor 18mm, col.antracita.
BASE FISSA fixed base base fixe version fija	Gambe in tubolare ø16x2 con piedini regolabili verniciate antracite a polveri epossidiche	Steel tube legs ø 16x2, adjustable feet epoxy powder painted in Charcoal finish	Pieds en tube en acier ø16x2 peint aux poudres d'epoxy finition anthracite, patins réglables	Tubo ø16x2 pintado antracita a epoxy, pies ajustables

MISURE	CODICE ART.	DESCRIZIONE
 ↑↓ 44 ↔ 61 ↗ 61	AT 1630 V	Poltrona modulare <i>Modular chair</i>
 ↑↓ 8 ↔ 61 ↗ 61	AT 1631 V	Seduta modulare <i>modular seating</i>
 ↑↓ 1,8 ↔ 61 ↗ 30	AT 1632	Piano tavolino rettangolare in nobilitato colore antracite L.30 x P.61 <i>MCF tabletop W.30 x D61, Charcoal finish</i>
 ↑↓ 1,8 ↔ 61 ↗ 61	AT 1633	Piano tavolino quadro in nobilitato colore antracite L.61 x P.61 <i>MCF tabletop W61 x D61, Charcoal finish</i>
 ↑↓ 1,8 ↔ 87 ↗ 65	AT 1634	Piano tavolino angolo 60° in nobilitato colore antracite <i>MCF corner tabletop 60°, charcoal finish</i>
 ↑↓ 1,8 ↔ 92 ↗ 62	AT 1635	Piano tavolino angolo 90° in nobilitato colore antracite <i>MCF corner tabletop 90°, charcoal finish</i>
 ↑↓ 34 ↔ 60	GT 30 AT	Coppia gambe terminali verniciate antracite <i>Pair of side legs, Charcoal painted</i>
 ↑↓ 34 ↔ 60	GC 31 AT	Gamba centrale verniciata antracite <i>Middle leg, charcoal painted</i>

COMP-D01



- Modular chair AT1630V (x6)
- Modular seating AT1631V (x2)
- MCF corner tabletop 90°, charcoal finish AT1635 (x2)
- Pair of side legs, charcoal painted GT30AT
- Middle leg, charcoal painted GC31AT (x9)

ARMCHAIR

- Modular chair AT1630V
- Pair of side legs, charcoal painted GT30AT

TWO-SEATER SOFA



COMP-D02

- Modular chair AT1630V (x2)
- Pair of side legs, charcoal painted GT30AT
- Middle leg, charcoal painted GC31AT

THREE-SEATER SOFA

- Modular chair AT1630V (x3)
- Pair of side legs, charcoal painted GT30AT
- Middle leg, charcoal painted GC 31AT (x2)

COMP-DO3



Modular seating AT1631V (x6)

MCF tabletop W 30 x D61, charcoal finish AT1632 (x2)

MCF tabletop W 61 x D61, charcoal finish AT1633 (x2)

Pair of side legs, charcoal painted GT30AT (x2)

Middle leg, charcoal painted GC31AT (x8)

COMP-DO4



Modular chair AT1630V (x4)

Modular seating AT1631V (x2)

MCF tabletop W 30 x D61, charcoal finish AT1632 (x2)

MCF tabletop W61 x D61, charcoal finish AT1633 (x2)

Pair of side legs, charcoal painted GT30AT (x2)

Middle leg, charcoal painted GC31AT (x8)