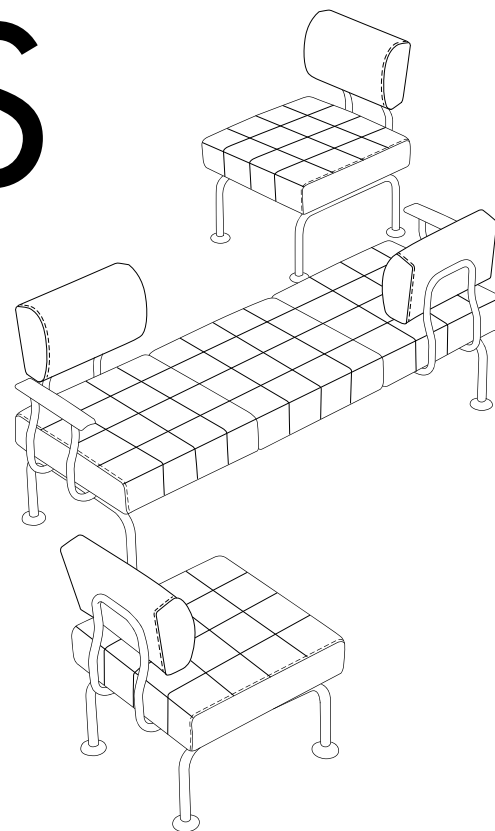


# CUBE PLUS









## ATTESA




### CARATTERISTICHE TECNICHE

technical features  
caractéristiques techniques  
ficha tecnica

	IT	EN	FR	ES
<b>SEDILE</b> seat assise asiento	Legno multistrato pressato	Pressed plywood	Panneau contreplaqué'	Madera contrachapada prensada
<b>SCHIENALE</b> backrest dossier respaldo	Legno multistrato pressato	Pressed plywood	Panneau contreplaqué'	Madera contrachapada prensada
<b>SUPPORTO SCHIENALE</b> backrest support support dossier soporte del respaldo	In tubolare ø 25x2 cromato	Chrome steel tube ø 25x2	Tube acier chrome' 25x2	Tube ø 25x2 cromado
<b>IMBOTTITURA</b> padding rembourrage acolchado	Sedile poliuretano espanso flessibile spessore 9,5 cm densita' 40 rc Schienale poliuretano espanso flessibile sagomato densita' 30 rc	High-density, flexible polyurethane foam seat 9,5 cm thick, density 40 rc High-density, flexible polyurethane moulded foam back ,density 30 rc	Assise en mousse de polyuréthane d'épaisseur 9,5 cm densité' 40 rc Dossier en mousse de polyuréthane moulé, densité 30 rc	Asiento espuma indeformable espesor 9,5 cm densidad 40 rc Respaldo espuma indeformable moldeada densidad 30 rc
<b>BRACCIOLI</b> armrest accoudoirs brazos	In tubolare ø 25x2 cromato con copribraziolo di legno in multistrato imbottito	Chrome steel tube ø 25x2 with upholstered pads	Tube acier chrome' ø 25x2 avec manchettes revêtues	Tube ø 25x2 cromado con cubrebrazos en madera acolchado
<b>BASE FISSA</b> fixed base base fixe version fija	In tubolare ø 30x2 cromato	Chrome steel tube ø 30x2	Tube acier chrome' ø 30x2	Tube ø 30x2 cromado
<b>PIEDINI</b> feet pieds pies	In plastica nera ø 80 mm regolabili	Black plastic ø 80 mm, adjustable	Plastique noire ø 80 mm , réglables	En plástico negro ø 80 mm regulables

MISURE	CODICE ART.	DESCRIZIONE
 ↑ 11,50 ↔ 59 ↗ 60	<b>C1801 V</b>	Una seduta <i>Single seater modular element</i>
 ↑ 11,50 ↔ 118 ↗ 60	<b>C1802 V</b>	Due sedute su trave <i>Two-seater modular element</i>
 ↑ 11,50 ↔ 177 ↗ 60	<b>C1803 V</b>	Tre sedute su trave <i>Three-seater modular element</i>
 ↑ 11,50 ↔ 59 ↗ 60	<b>C1804 V</b>	Angolo di congiunzione imbottito non portante <i>Padded corner, non freestanding</i>
 ↑ 26 ↔ 45	<b>SHC1805</b>	Schienale con supporto cromato <i>Backrest with chrome structure</i>
 ↑ 31	<b>GTC1700</b>	Coppia gambe terminali cromate <i>Pair of side legs, chrome</i>
 ↑ 31	<b>GC123 C</b>	Gamba centrale cromata <i>Chrome leg</i>
 ↑ 36 ↔ 7	<b>BRC1706</b>	Bracciolo singolo dx/sx cromato <i>Right/left handed armrest, chrome</i>

**COMP-CP1**



**CORNER SOFA SET:**

2 seater modular element  
padded corner  
backrest  
pair of side legs

C1802V (x2)  
C1804V (x1)  
SHC1805 (x3)  
GTC1700 (x2)

**ARMCHAIR:**

single seater modular element  
backrest  
single armrest  
pair of side legs

C1801V  
SHC1805  
BRC1706x2  
GTC1700